


ALLIANCE
DOOR ENGINEERING LTD



2 HOUR TUBEMOTOR

FIRE SHUTTER



BEFORE



AFTER

WARRES TEST NUMBER: 165326

Tested to BS 476 Part 22 Clause 8

Typical Application : Reception Area / Kitchen Servery Hatch



PRODUCT FEATURES




Compact Hood



2" Lath (flat view)



2" Lath (ribbed view)



Lightweight bottom rail



Tubular Motor



Control Panel

PRODUCT OPTIONS



Battery Back-up



Keyswitch



Rocker Switch

SPECIFICATION



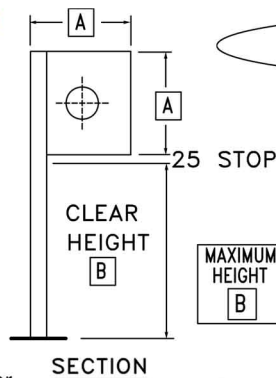
- Compact Hood
- 2" Flat Style Lath
- Lightweight Bottom Rail
- 75 x 50 x 6 Fixing Angle
- 64mm Straight Guide
- Tubular Motor Driven

Power Supply

13amp single phase fused spur / isolator

The Phoenix must have a "maintained power supply", Alliance can provide a battery back-up at an extra over cost.

Fire Alarm Requirements - Normally Open Volt Free Signal



		DIMENSION	
		A	
MAXIMUM HEIGHT	2100	250	
B	2800	305	

HEADROOM AND SIDEROOM REQUIREMENTS

